

mecorad

In-Line Radar Technology in Metal Production

Robust Information in Challenging Environments
from Liquid Phase to Finished Product



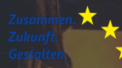
gefördert durch
Bundeskabinett
Wirtschaft
und Energie
aufgrund eines Beschlusses
des Deutschen Bundestages



Europäische
Union



Europäischer Sozialfonds
für Deutschland



Projekt A Innovations
management



This activity has received funding from the European Institute of Innovation and Technology (EIT), a body of the European Union, under the Horizon 2020, the EU Framework Programme for Research and Innovation

mecorad

Vision & Mission

“Our vision is a smoothly running steel & metals industry to answer the growing needs of increasing urbanization by an efficient use of resources. That is why we are on our way to automate for precise inline interventions.”

- Concept of the idea 2015
- Grant EXIST Forschungstransfer 2016 – 2018
- Founding of mecorad 17.09.2018 in Cologne
- 2019 office in Chemnitz
- 2023 Aperam invests in mecorad

mecorad

Current issues in hot metals forming



Harsh conditions & malfunction of sensors



Production without sufficient information



Inefficient processes




Yield losses



High CO₂ emissions on the road to a circular economy

Transparent shapes for Fabrication 2.0



Metals forming without in-line information on the shape?

Common sensor technologies, such as **laser** or **ultrasound**, often cannot cope with extreme operating conditions in metallurgy and metals forming. The ambient atmosphere simply blocks their view.

This blind production without data causes inefficiency, product, financial & time loss, and huge amounts of unnecessary CO₂.

mecorad's radar technology is unharmed by these conditions and delivers precise & robust information for digital production & AI.

mecorad

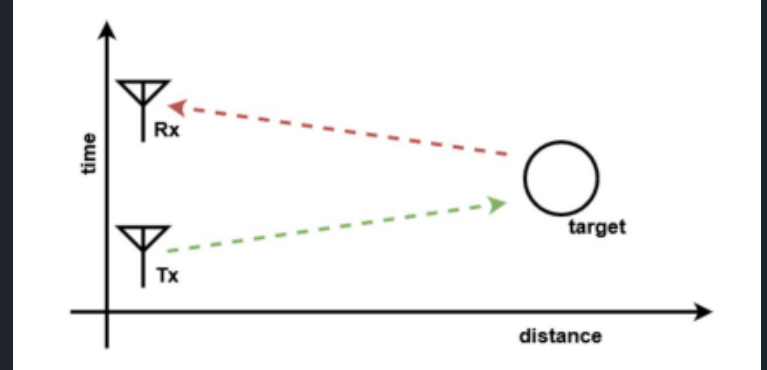
Radar brief overview

RADAR - radio detection and ranging

technologies to detect and range objects with the help of electromagnetic waves

The measured distance is proportional to the time between sending an electromagnetic pulse and receiving its reflection from the target

A challenge for every radar system is a precise measurement for this time period



FMCW Radar Technology

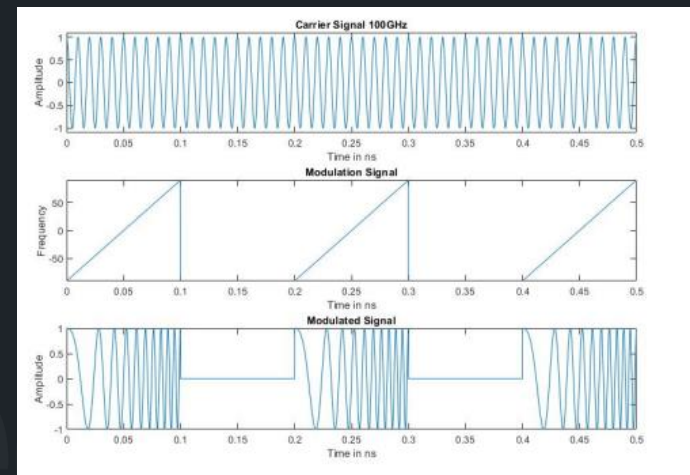
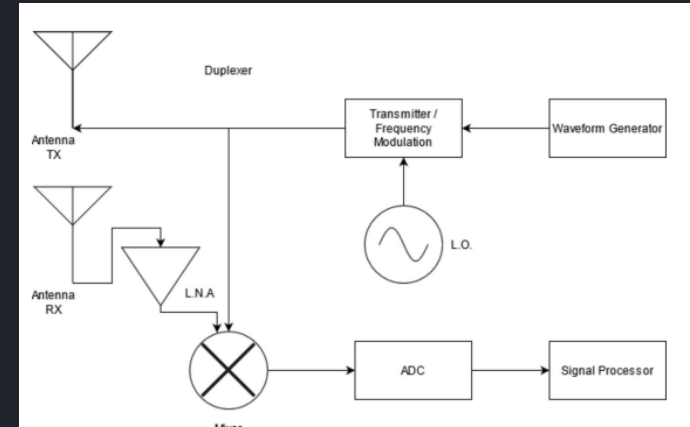
FMCW - frequency modulated continuous wave

Transmitter and Receiver are active at the same time

Instead of a pulse a frequency modulated *chirp* signal is sent

A *sawtooth* chirp can be defined by:

chirp duration	τ
center frequency	f_c
bandwidth	BW
measurement period	T



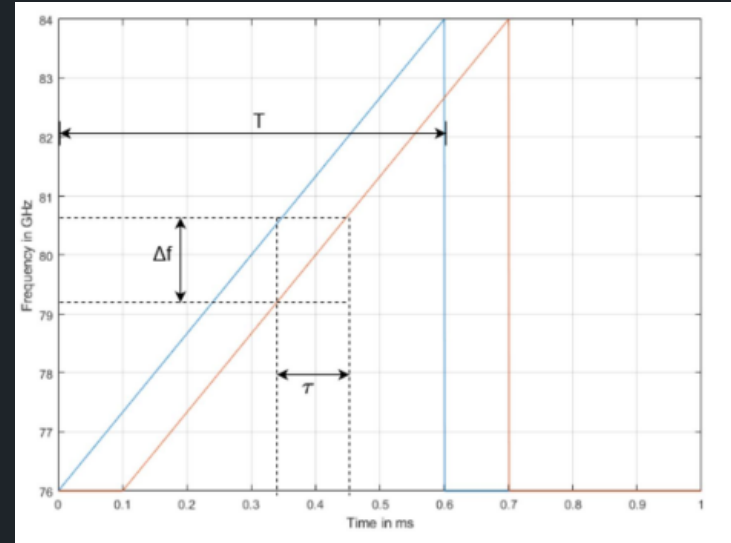
FMCW

In a mixer the currently sent and received signal are *down converted*, which gives an output signal equal to the difference in frequencies of the input signals Δf

The output signal is sampled

Frequency analysis is done after Fourier-transformation

Δf can be detected with a **very high precision** and respectively the time difference or the distance to the object



$$R = \frac{c_0 T}{2BW} \Delta f$$

Sensor platform mecorad M122-4

122 GHz-band with up to 5 GHz bandwidth

High-performance embedded system as calculation unit

Transmitting power: <math>< 1,6\text{mW}</math>


Measurement rate: ~ 75 Hz

Measurement distance: 25m (5m for high accuracy)

No temperature drift

Measurement through various kinds of refractory material

Sensor protected from dust and water: IP68



mecorad

Portfolio

Solutions

wt| *series*

solutions for width, thickness & length



Single sensor products

distance
sensor series

available up to micrometer absolute accuracy & precision

level
sensor series

level & freeboard of melts & slags

scout
sensor series

precise detection of hot & cold material

mecorad

FMCW Radar Resolution and Distance measurement

Radial resolution is strongly defined by Bandwidth

$$\Delta R = \frac{c_0}{2B}$$

Targets in the same resolution unit with the same reflectiveness can't be differentiated

Accuracy for single targets can be much higher

FMCW Radar Resolution and Distance measurement

On a classic (single transceiver) RADAR two or three dimensional detection is achieved by moving (e.g. rotating) the Radar Antenna

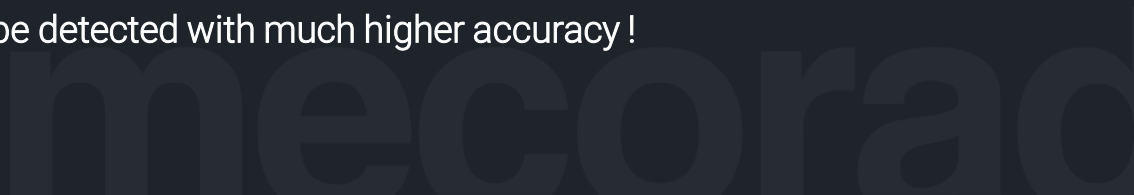
The angular resolution is depending on the distance to target, and is measured in degree (azimuth and elevation)

Minimum distance that two equally reflecting objects needs to be apart from each other to be differentiated

The angle is defined by the size of the antenna (aperture) and the used wavelength (big apertures or small wavelength -> small angle -> high resolution)

At Extremely High Frequency (>30GHz): Use quasi-optical lenses

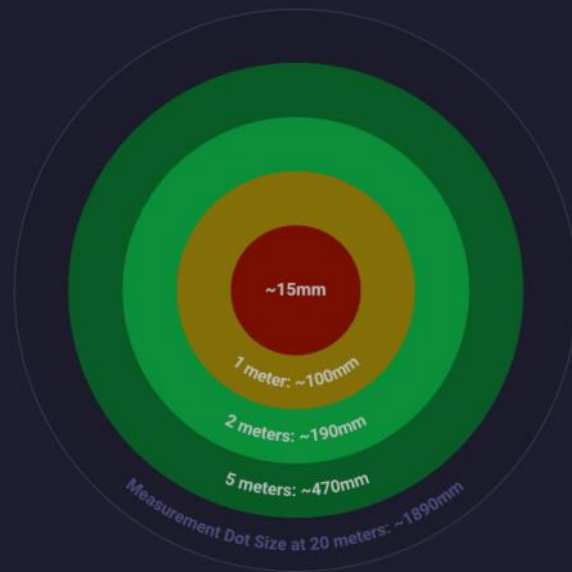
The location of a single object can be detected with much higher accuracy !



Measurement Dot

The measurement does not take place on a point but over a surface on the object to be measured.

The surface area is dependent on the Distance to the sensor

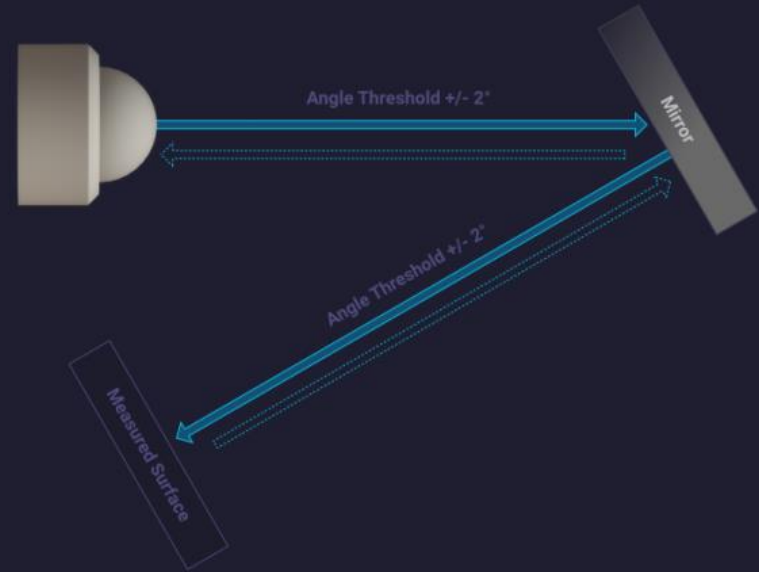


Using Mirrors

Radar signals can be mirrored

Thus, it is possible to reach even hard to reach areas

A plain metal block can be used as a Mirror



Penetrating surfaces

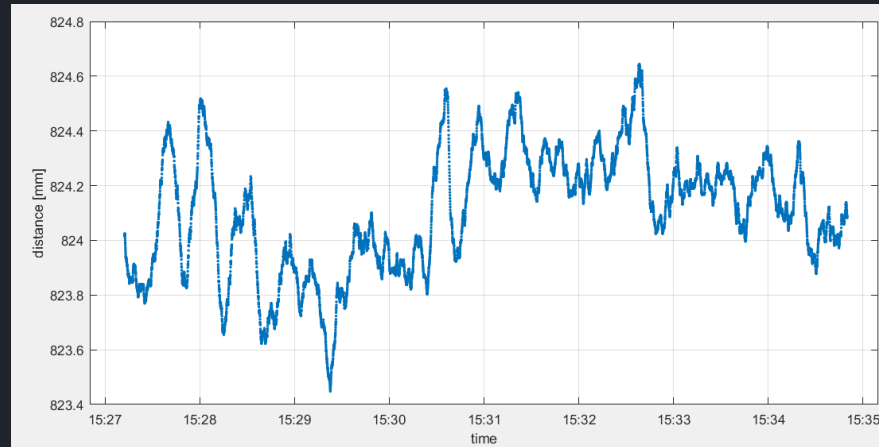
Radar signals can penetrate various materials depending on the frequency and the material properties

The properties can be used to protect the sensor. Many ceramics & refractories are almost transparent


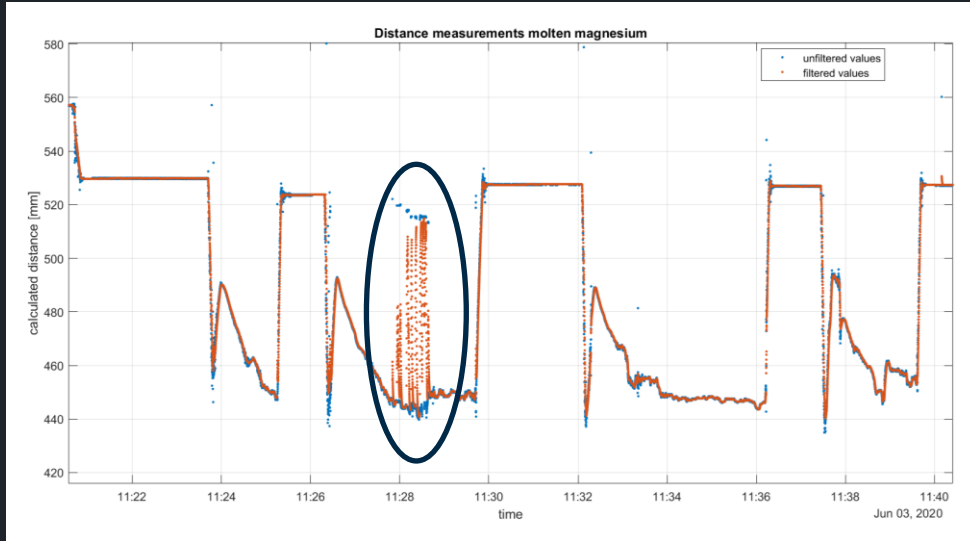
The properties can be used to analyze the material that is penetrated without destruction

Level in extreme conditions

- Furnace level
- Converter for lance distancing
- Transport ladle
- De-slagging station



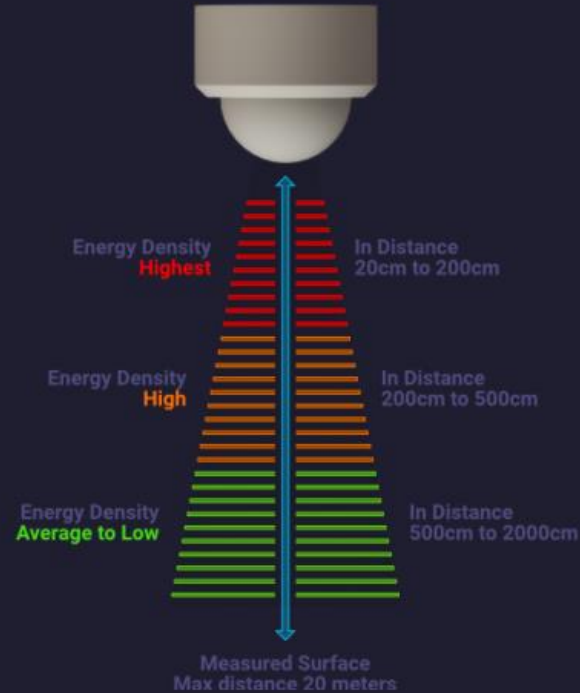
Level in extreme conditions



Signal Strength

The Signal Strength decreases with a rate of $1/(2r)^2$, where r is the distance to the object

Higher distances are leading to more noise and may lead to a lower precision




Object Surfaces

Due to the aforementioned properties,
radar works with highly diverse surfaces


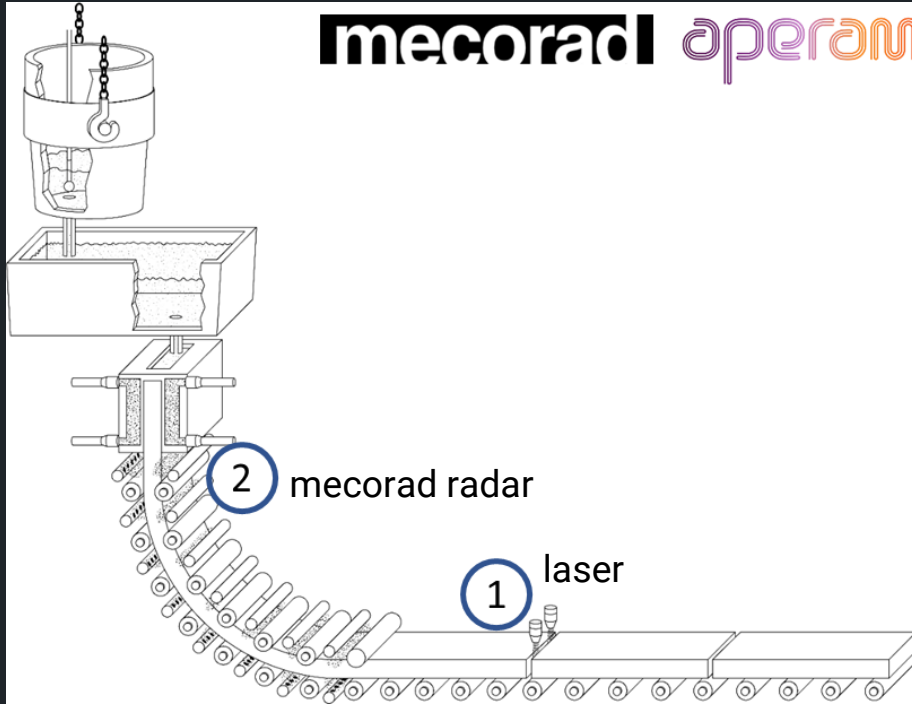
The same setup can be used for polished
surfaces as well as for very rough or
irregular surfaces

This can be an advantage over optical
systems, where high reflective surfaces
often lead to insufficient results

Aluminum surfaces have excellent
properties for a radar measurement



Continuous casting & slabs

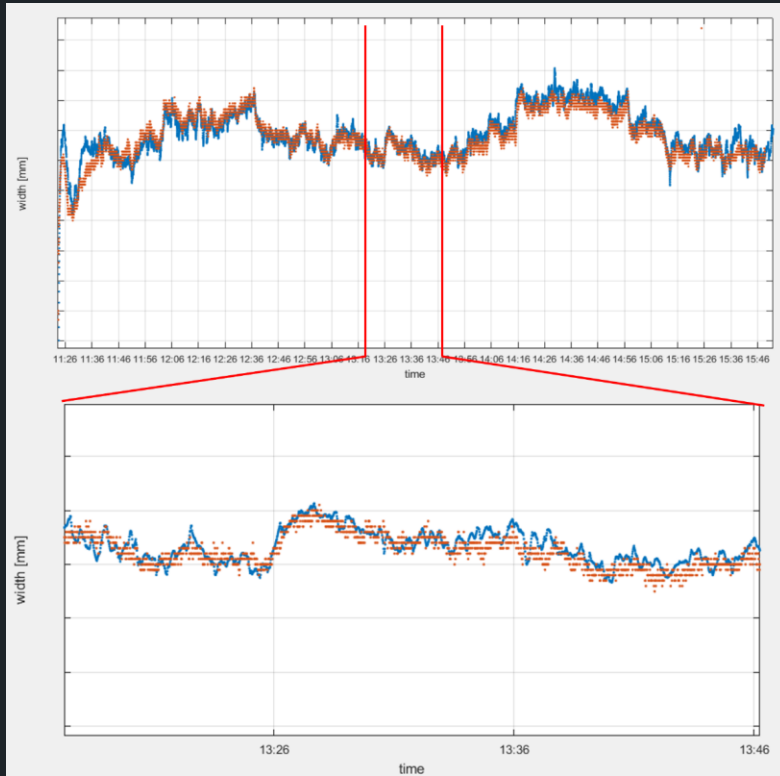


Extremely challenging environments can be handled with high accuracy

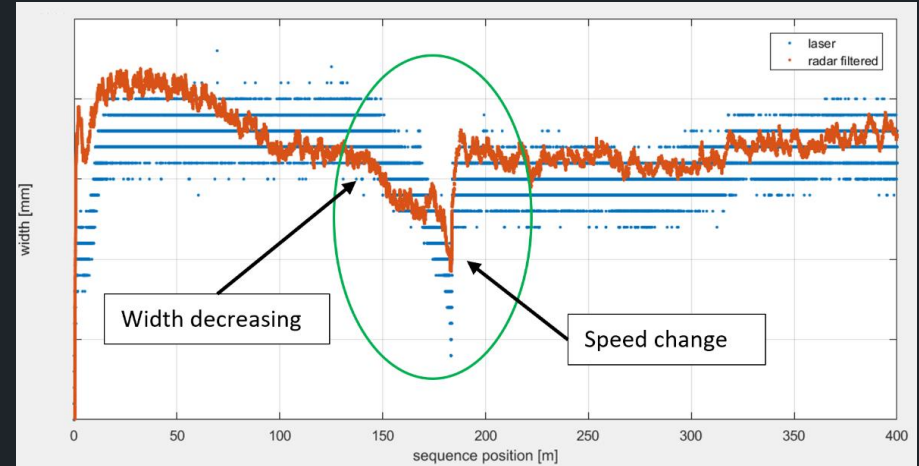
Material composition has no influence on measurement

Material thickness has no influence on measurement quality

Continuous casting & slabs



Width measurement of sequence on 20.03.2019, 11:20 - 15:50



Precision and Accuracy

The precision/accuracy is *usually* taken as three times Standard Deviation (3σ) \rightarrow 99.73%

Precision

repeatability

\rightarrow multiple measurements in a static system

reproducibility

\rightarrow multiple measurements in equivalent static systems

Accuracy

difference between the *mean* of the measurements and the *true value*



Low accuracy due to low precision



Low accuracy even with high precision

mecorad M122-4

Precision @ 1m distance: < 0.0015mm


Accuracy @ 1m distance:

Distance	Range	Accuracy
1m	+/- 200mm	< 10 μ m
Two-sensor-solution (wtl series)	+/- 200mm	~ +/- 20 μ m
In-line cold material (2 sensors)	+/- 100mm	up to +/- 10 μ m
In-line hot rolling (2 sensors)	+/- 200mm	up to +/- 50 μ m

Temperature compensated measurement

Inside temperature from -20°C to 70°C

(Peak) outside temperature 260°C or 1400°C (depending on front plate)



mecorad

Accuracy over distance – Systematic Errors

A systematic error in accuracy over distance can be handled by calibration and adjustment of the measurement system

Most measurement systems can only be calibrated for a very specific measurement range

- accuracy over distance is usually not constant
- limitations by the used technology

In reality not every measurement system can be described completely

So the actual error in accuracy over distance is always > 0

Systematic errors reducing the accuracy

Environment:

- water surfaces

- conductive materials

- highly loaded line of sight

- temperature, especially rapid changes but also changes over time

Errors induced by target object:

- very rough surfaces

- curved surfaces / changing angles to sensor

- movement (radial)

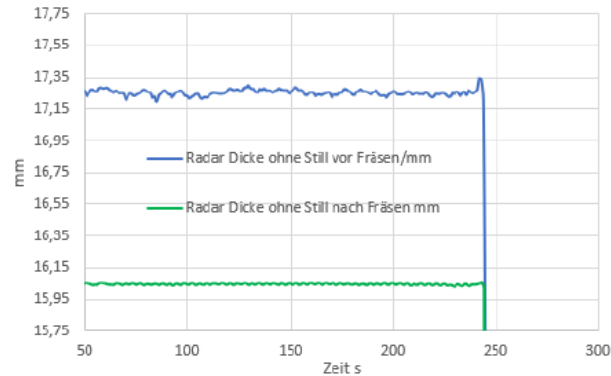
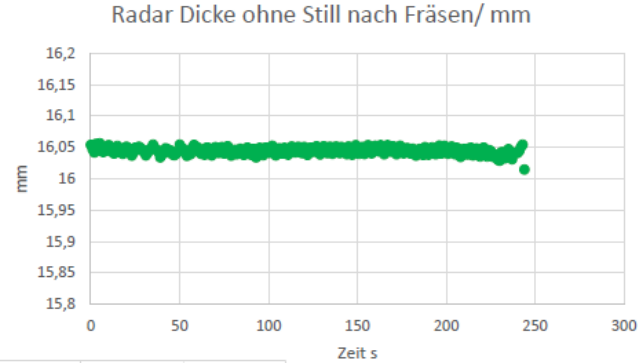
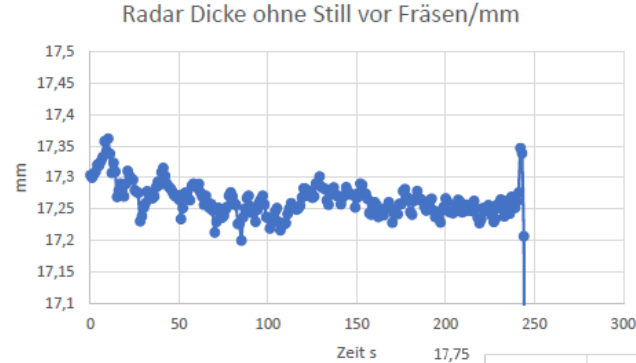
Errors induced by installation:

- movement of the measurement system

- changes in attachments / brackets (temperature/vibration)

Thickness & width cold material

Vergleichende Darstellung ohne Laservermessung:



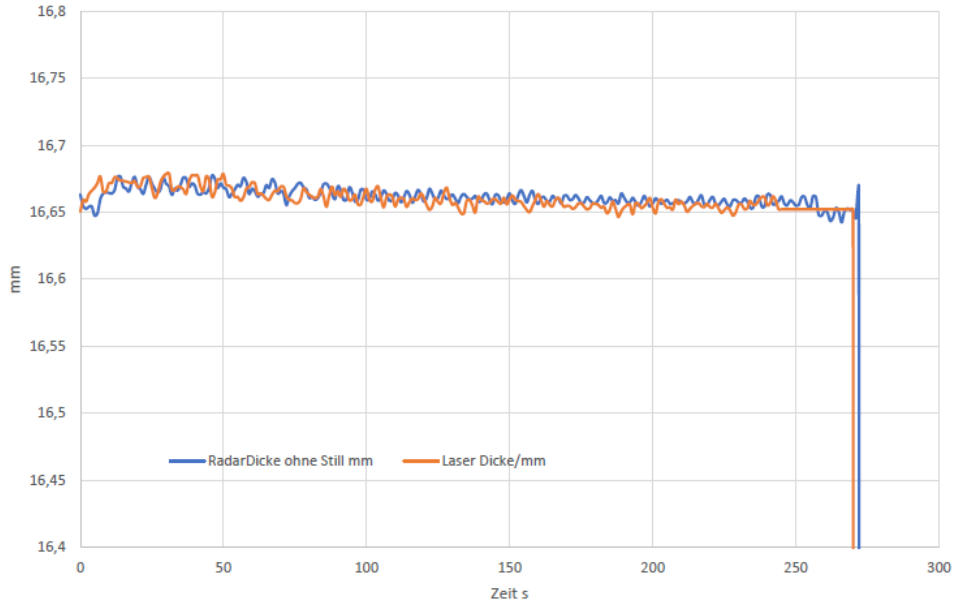
aus gleichem Zeitabschnitt

vor Fräsen Radar-Mittelwert = 17,264 mm

nach Fräsen Radar-Mittelwert = 16,045 mm -> vor/nach Fräsen Differenz 1,219 mm

Thickness & width cold material

Vergleichende Darstellung



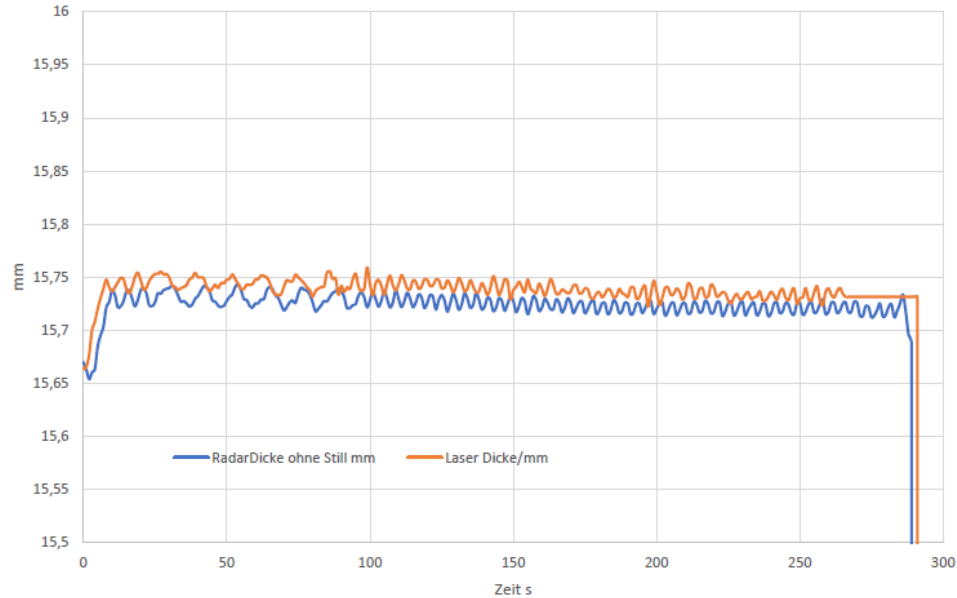
aus gleichem Zeitabschnitt : Radar-Mittelwert = 16,661 mm; Standardabw. 0,0062 mm

Laser-Mittelwert = 16,660 mm; Standardabw. 0,0073 mm -> Differenz 0,001 mm

Berücksichtigung mit „Alu-Offsets“ 0,001 mm

Thickness & width cold material

Vergleichende Darstellung



aus gleichem Zeitabschnitt

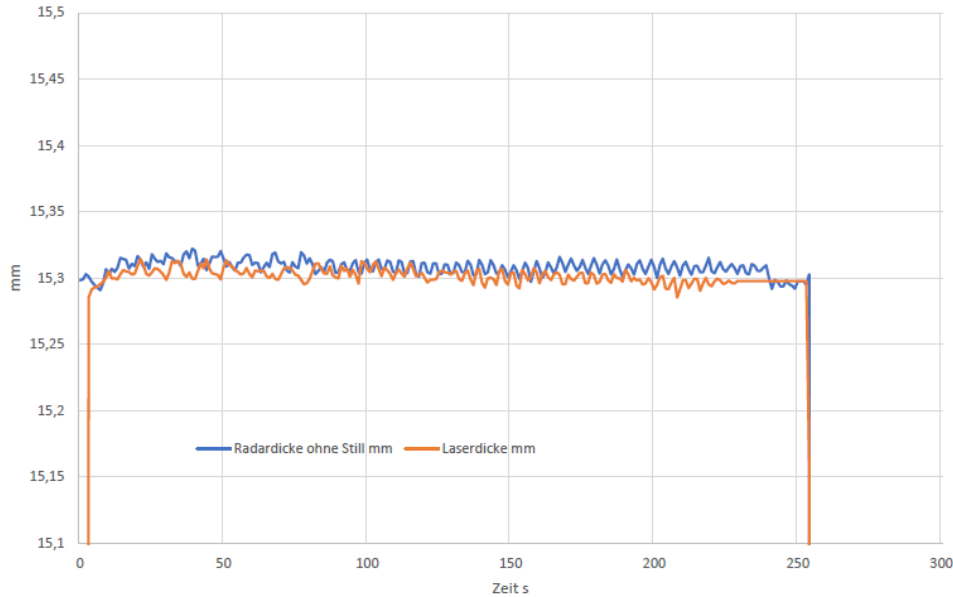
Radar-Mittelwert = 15,724 mm; Standardabw. 0,0113 mm

Laser-Mittelwert = 15,739 mm ; Standardabw. 0,0107 mm -> **Differenz -0,015mm**

Berücksichtigung mit „Alu-Offsets“ -0,015 mm

Thickness & width cold material

Vergleichende Darstellung



aus gleichem Zeitabschnitt

Radar-Mittelwert =15,308 mm; Standardabw. 0,0058 mm

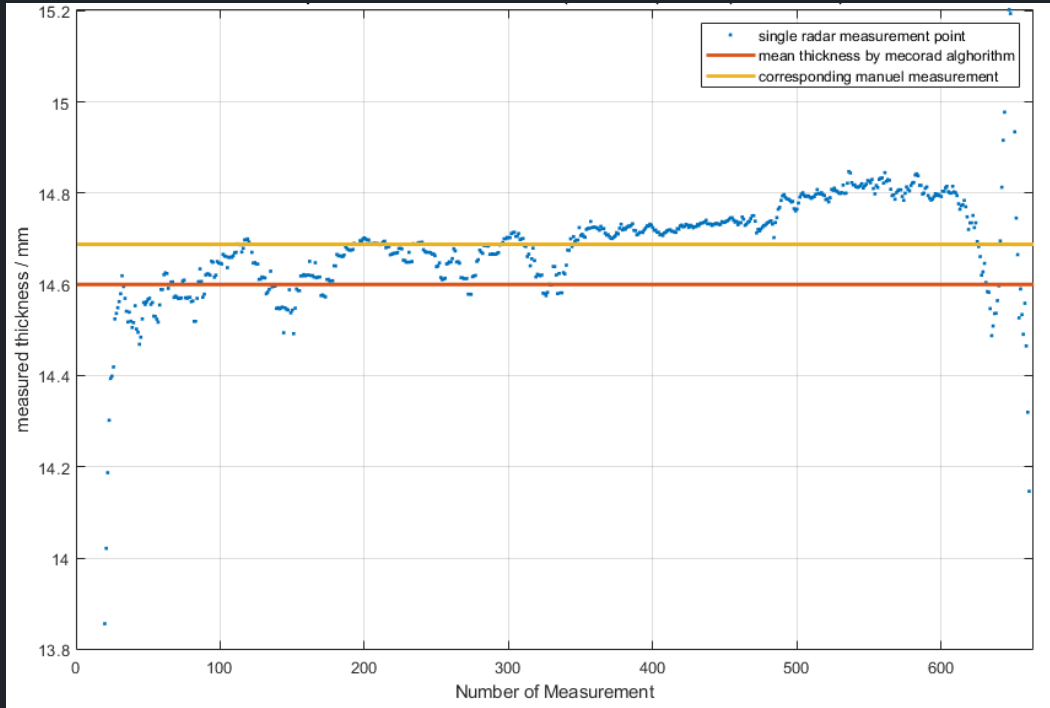
Lasermittelwert = 15,302 mm; Standardabw. 0,0051 mm -> Differenz 0,006 mm

Berücksichtigung mit „Alu-Offsets“ 0,006 mm

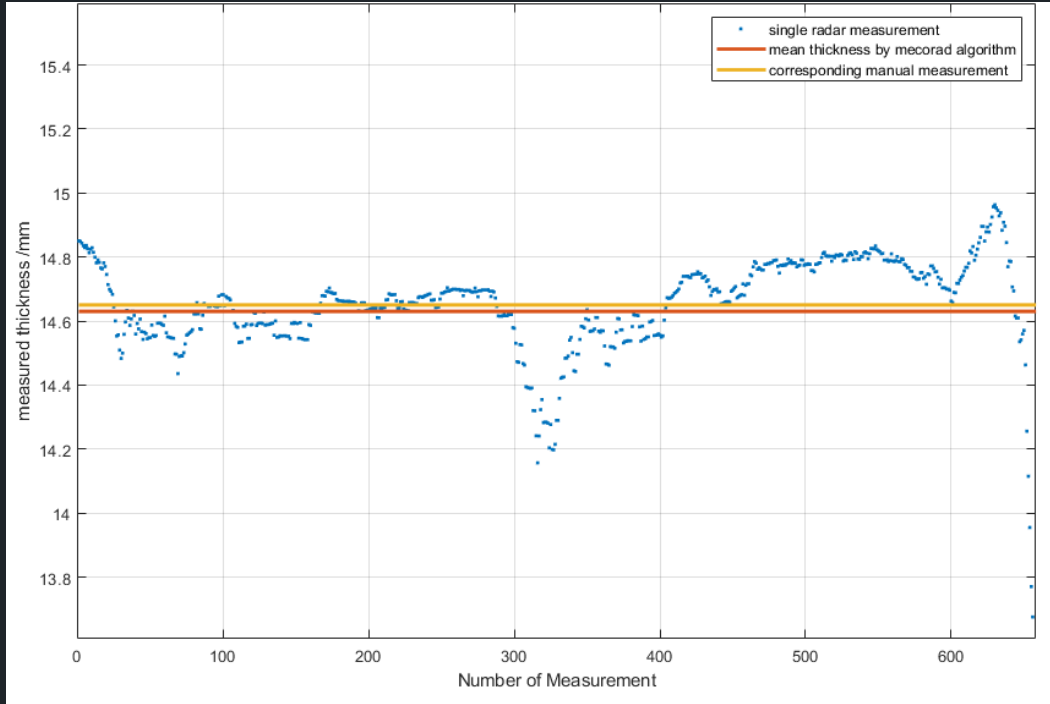
Thickness & width in hot areas



Thickness gauging



Thickness gauging



Summary

- Radar technology for metal applications made some huge leaps over the last few years
- The technology can handle difficult environments in all areas of metal production
- Radar is safe for workforce and environment
- The principle is not limited by material composition or thickness
- Temperature is an important topic but can be managed by compensation
- Radar is not limited to distancing tasks but will develop into material classification as well

mecorad GmbH
Gottfried-Hagen-Str. 60-62
51105 Köln

mecorad GmbH
Annaberger Str. 240
09125 Chemnitz

www.mecorad.com
info@mecorad.com

mecorad